



50% CHANCE OF RAIN ON CHRISTMAS EVE?

a REAP refresher course...

The Monthly Dirt

a monthly newsletter on the California Construction General Permit by WGR Southwest, Inc.

He's makin' a REAP, checkin' it twice, gonna find out which BMP installer was naughty or nice ... we're not referring to Santa. It's that time of year when every QSP is closely monitoring the weather forecast for a significant enough chance of rain to set in motion the Rain Event Action Plan preparation and implementation process. Often referred to as the storm event to-do-list (anyone else having a panic attack about your Christmas to-do-list?), the REAP can be an effective QSP tool. In this edition of [The Monthly Dirt](#), we will be diving into a quick refresher course of what a REAP is, what it is used for, and how to create a REAP and implement it properly.

According to the State Water Board, a REAP is a written living document which is specific for each rain event. While this document is constantly changing with each occurring rain event, there are some construction sites which will have similar REAPs throughout all the different phases of construction due to the type of activity occurring (or not occurring) on site.

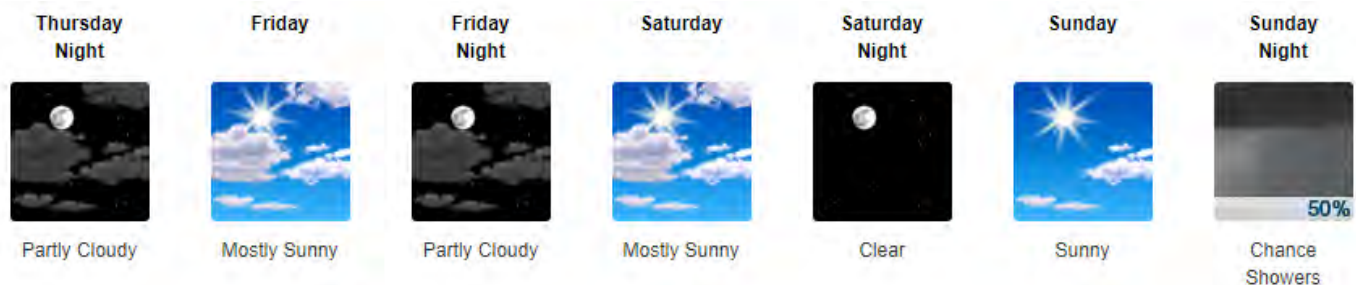
In a nutshell, a REAP gives 24-hour notice to the project contractor, allowing them to correct any issues on site and protect the exposed portions of the site from the upcoming rain event. The REAP helps ensure that the project has adequate materials, staff, and time to implement erosion and sediment control measures. The QSP of that site is required to prepare the REAP 48 -hours in advance of the precipitation so that it can be in place on the site and thoroughly implemented within 24-hours of the rain event. Rain Event Action Plans are a requirement that only applies to Risk Level 2 and 3 dischargers; however in some cases, it could be beneficial to prepare REAPs for Risk Level 1 dischargers, LUPs, and waiver projects—these will help them prepare for an expected rain event (a REAP is not mandatory for these type of dischargers).

In order to trigger the REAP preparation process, a weather forecast needs to have a 50% or greater chance of precipitation. Since we are in the rainy season, that means closely monitoring the forecast to check for rain. As you're watching the forecast,

when you see the precipitation percentages rise to 50% or greater two days before the expected rain event, it would be a great idea (and timesaver) to screenshot that forecast, because it's the QSP's responsibility to obtain a printed copy of the precipitation forecast information from the National Weather Service Forecast Office for the site location while preparing the REAP. This is the only authorized weather source for REAPs—go to weather.gov and enter the zip code or address for the site.

REAPs must be created by the project QSP, who has an active knowledge of what is currently happening at the site. This knowledge is necessary for the REAP preparation process, since all current construction activities, corrective actions, and necessary rain event preparations (cover garbage bins, checking concrete washouts, covering supplies, and etc.) must be reported on the REAP. It must be noted that REAPs are required to be prepared for all phases of construction (i.e. Grading and Land Development, Streets and Utilities, Vertical Construction, Final Landscaping and Site Stabilization). They even have to be prepared for inactive projects where construction activities have been indefinitely halted or postponed.

Planning on being off work for the weekend or upcoming holidays? You might want to pull your Grinch or Ebenezer Scrooge costume out of storage, because REAPs have to be



prepared 48 hours in advance regardless of holidays or weekends – “bah, humbug.” This is where planning ahead and the 10-day forecast really comes in handy.

Grab a mug of hot cocoa, crank up the Christmas music, and let’s review what you need to properly create a Rain Event Action Plan.

To create a REAP you are going to need the following information (the amount of information will vary depending on what type of template you are using to create the REAP, but to be on the safe side, and to get the REAP done as quickly as possible, it would be helpful to have all this information accessible prior to beginning):



- Current Date
- Date of predicted rain event
- Percent Chance of rain
- Knowledge of who installs and maintains the BMPs
- The current phase of construction
- Knowledge of what is on site that needs to be protected from the coming storm
- Knowledge of any corrective actions that need to be completed prior to rain event
- A screenshot of the weather forecast and precipitation percentages
- WDID Number
- Site Address
- Calculated Risk Level (2 or 3)
- Site Storm Water Management

Information including contact name, company name, 24-hour emergency contact information.

- Erosion and Sediment Control Plan Provider information including contact name, company name, and 24-hour emergency contact information
- Storm Water Sampling Agent information including contact name, company, and 24-hour emergency contact information.

NEED TO SPEED UP YOUR REAP CREATION PROCESS? HERE’S SOME OF OUR FAVORITE TIPS AND TRICKS:

- Use a template to create the REAP (you can find a template attached to this newsletter).
- Bookmark the NOAA weather forecast webpage for each site location so that checking the forecast and getting a screenshot of the precipitation percentages is a quick process.
- Review current inspection forms to stay up to date on what is happening at the site.
- Plan ahead. If a holiday or weekend is coming up, check the 10-day forecast to see when REAPs need to be prepared.

PROPOSED REMOVAL OF REAP REQUIREMENTS:

The newly released draft of the CGP renewal includes the following statement:

“The previous permit designed the Rain Event Action Plan (REAP) to provide an on-site inspection checklist for dischargers to implement requirements prior to a precipitation event. This tool has been discussed over the last ten years internally and externally with stakeholders. This General Permit implements more action-based requirements in lieu of the reporting-based strategy embodied by the REAP. This General Permit replaces REAPS with 1) QSD involvement over the life of the project, 2) additional inspections and visual observations, and 3) an increased requirement to document and implement these site corrective actions.”

And there you have it! REAPs are required during this Christmas, but possibly not during next year’s holiday celebration. **MD**

TRAINING OPPORTUNITIES

Upcoming Live Online Events:

Jan. 26 - 28, 2021: Online QSP/QSD Class
Register at <https://secure.wgr-sw.com/training/live-courses/>



Need to get some PDHs?
See what’s new on FORGE!



This week the State Water Resources Control Board released the preliminary draft Construction General Permit reissuance. **There are significant changes!** The January edition of The Monthly Dirt will provide an overview of the changes. But, you can click on the link above to download the draft permit. Also the Water Board will hold two online workshops on December 9 and 14.

**Tired of getting wet?
Call us to do your QSP work.**

Please contact us if you have any questions ...

The Monthly Dirt Newsletter Editor:
John Teravskis, OSP/QSD, CPESC, WPCM, QISP, ToR
jteravskis@wgr-sw.com
(209) 334-5363 ext. 110 or (209) 649-0877

Technical Questions about Environmental Compliance?

Call ...

Mike Lewis, OSP, WPCM, CESSWI (Northern California)
mlewis@wgr-sw.com, (209) 334-5363 ext. 116
Gray Martz, OSP/QSD, PG (Southern California)
gmartz@wgr-sw.com, (562) 799-8510 ext. 1002

State Water Resources Control Board

NOTICE OF AVAILABILITY OF PRELIMINARY STAFF DRAFT STATEWIDE CONSTRUCTION STORMWATER GENERAL PERMIT REISSUANCE AND PUBLIC WORKSHOPS

NOTICE IS HEREBY GIVEN that State Water Resources Control Board (State Water Board) staff is releasing a preliminary staff draft of the Statewide Construction Stormwater General Permit reissuance and hold two public workshops regarding the preliminary staff draft, as discussed below.

No evidence or formal written or oral comments will be accepted at the public workshops; however, staff will be taking notes and considering feedback in development of the preliminary staff draft prior to the official public comment period. The State Water Board will not prepare a formal response to feedback on this preliminary staff draft. There will be a formal notice and written comment period for the official draft Statewide Construction Stormwater General Permit reissuance, as well as a State Water Board hearing to receive oral comments, at a to-be-determined date.

NOTICE IS ADDITIONALLY HEREBY GIVEN that State Water Board staff will hold the following virtual public workshops to:

- (1) Provide stakeholders and interested parties information regarding the preliminary draft General Permit, and
- (2) Allow stakeholders and interested parties to provide feedback to staff.

A quorum of the State Water Board may attend the virtual public workshops; however, no State Water Board action will be taken at these workshops.

The virtual public workshops will be held as follows:

Virtual Workshop #1

Wednesday, December 9, 2020: 9:00 a.m. – 12:30 p.m.

[Registration Link](#)

Virtual Workshop #2

Monday, December 14, 2020: 12:30 p.m. – 4:00 p.m.

[Registration Link](#)

Additional information on the workshops is located on the [State Water Board Construction Stormwater Program page](http://www.waterboards.ca.gov/constructionstormwater) (www.waterboards.ca.gov/constructionstormwater).

BACKGROUND

The federal Clean Water Act requires discharges of construction stormwater to waters of the United States be regulated by a National Pollutant Discharge Elimination System (NPDES) permit. The State Water Board adopted the existing statewide NPDES Construction Stormwater General Permit in 2009 to regulate stormwater discharges associated with construction activities disturbing one or more acres. The existing General Permit expired on September 2, 2014 and has been administratively extended until the effective date of a reissued NPDES permit.

State Water Board staff has developed a preliminary staff draft Construction Stormwater General Permit reissuance incorporating:

- (1) New requirements to implement existing Total Maximum Daily Loads;
- (2) New regulation of passive treatment technology uses and discharges from dewatering activities;
- (3) Updated criteria for Notices of Non-Applicability,
- (4) Efficiency to the existing Notice of Termination process;
- (5) Requirements to implement the California Ocean Plan, the Inland Surface Waters Plan, and statewide Trash provisions;
- (6) Updated requirements for demolition activities;
- (7) Updated water quality sampling requirements per the federal Sufficiently Sensitive Test Methods Rule; and
- (8) Updated monitoring and reporting requirements.

PRELIMINARY STAFF DRAFT PERMIT AVAILABILITY

The preliminary staff draft Construction Stormwater General Permit reissuance is available on the State Water Board [Construction Stormwater Program page](http://www.waterboards.ca.gov/constructionstormwater) (www.waterboards.ca.gov/constructionstormwater).

WORKSHOP PROCEDURES

Due to ongoing circumstances related to the COVID-19 pandemic, the public workshop will be held remotely via an online platform. During the workshop, staff will present a detailed explanation of the preliminary staff draft Construction Stormwater General Permit reissuance. Participants will have the opportunity to ask questions and provide feedback via virtual communication.

PUBLIC MEETING WEBCAST INFORMATION

Live video and audio broadcasts of the public meetings, for attendees that are solely interested in watching and not participating in the workshops, will be available via the internet and can be accessed at the [CalEPA Public Meeting Live Webcasts page](https://video.calepa.ca.gov/) (https://video.calepa.ca.gov/). The public meetings will be recorded.


FUTURE NOTICES

Any person desiring to receive future notices concerning the proposed Construction Stormwater General Permit reissuance, including any changes to this notice, must sign up for the Lyris e-mail list as follows: (1) access the email List Subscription Form at the web address listed below, (2) click the “Water Quality” tab, (3) check the box for “Stormwater Construction Permitting Issues,” and (4) fill in the required information. The subscription form is located on the [State Water Board email subscription page](http://www.waterboards.ca.gov/resources/email_subscriptions/swrcb_subscribe.shtml) (www.waterboards.ca.gov/resources/email_subscriptions/swrcb_subscribe.shtml).

ADDITIONAL INFORMATION

Please direct questions about this notice or requests for a paper copy of the preliminary draft General Permit to Brandon Roosenboom at Brandon.Roosenboom@waterboards.ca.gov.

November 30, 2020
Date


Jeanine Townsend
Clerk to the Board

Verdtech, Inc.

VARDEN VERTICAL GARDENS

For the past eight years, we have been designing living walls for restaurants, hotels, and retailers who want to display beautiful ornamental plants in a unique and artistic way.

A few years ago, we noticed a surge in interest in the Varden Living Walls from organic farmers, many in urban areas, who began using our structures to grow leafy greens and herbs on rooftops or small fields. They liked the vertical concept because it saves them precious space and allows them to grow more food, in soil, without more space.

Seeing urban farmers' innovative use of our product inspired us. With the sustainability and local produce movement, we've become convinced that our focus should be on food. Knowing that nutritious, clean, food access and equality are problems in need of solutions now.

We began tweaking the Varden system to be the best *Vertical Garden* that everyone can use to start growing their own food even if short on space. We are there!

For more information, visit our websites or shoot us an email!

info@verdtech.com

vardening.com
verdtech.com




Photo by Elevation Living Walls

OUTDOOR VARDEN KIT


Vertical gardening kit at 2' wide x 3' tall each and ships in a fun, informative and re-usable box.

Complete with all components needed for outdoor install. Includes wire panel cut to size, 6 pieces of empty Vardensok mesh for filling with garden soil, cardboard tube for easy sock filling, 12 Varden trays, pre-cut irrigation supply line with fittings, 6 drip lines with fittings attached and 4 wire mounting cleats for easy attachment to walls, fences, posts, etc.



INDOOR VARDEN KIT

We now offer an indoor version of the Varden Kit. 2' wide x 3' tall, which includes an aluminum sealed basin, a pump for the irrigation system, an interior wall moisture barrier, aluminum side trim and top trim, light mount bars and a 2 ft wide grow light. Can be mounted in places that don't have direct access to natural light. All components made in the USA!





I'LL BE HOME FOR CHRISTMAS



this year, like never before...

Merry Christmas from the Monthly Dirt!
We wish you a very joyful, healthy, and blessed holiday season!
May the Prince of Peace fill you with His peace. Isaiah 9:6

THE INTERSECTION OF

Faith & Science

Can you have faith without leaving science at the door?
Can you believe in science without compromising your
faith? Join instructor John Teravskis for an 8-week class
on the intersection of faith and science.

TUESDAY EVENINGS | 6:30 - 8:30 PM PST
JANUARY 12 - MARCH 2, 2021 | A FREE EVENT ON ZOOM

Register now! Visit www.faithandscienceintersect.org

stormwater HOLIDAY GIFT GUIDE



Need Christmas shopping ideas? Check out these awesome finds!

- 1. Waterproof Rainslicker Jacket - [HIS](#) & [HERS](#)
- 2. WGR's Customizable Storm Water Inspection App (contact jteravskis@wgr-sw.com for more information)
- 3. Frogg Toggs Water-Resistant Pants - [HIS](#) & [HERS](#)
- 4. Free Storm Water Newsletter Subscriptions
- 5. [FORGE](#) - Online Learning Subscription
- 6. Flannel Lined Work Jeans - [HIS](#) & [HERS](#)
- 7. Rain Boots - [HIS](#) & [HERS](#)
- 8. Bullard 4 Point Pinlock Suspension Hard Hat
- 9. Leather Briefcase - [HIS](#) & [HERS](#)
- 10. Company Logo Blazer - [HIS](#) & [HERS](#)
- 11. [Water/Tea/Cold Brew Coffee Insulated Infuser Bottle](#)
- 12. [Safety Vest](#)
- 13. Fleece Lined Flannel Shirt - [HIS](#) & [HERS](#)
- 14. pH Meter
- 15. Rite In The Rain Waterproof [Notebook](#) and [Pen](#)
- 16. [Deerskin Work Gloves](#)
- 17. [HydroFlask Insulated Coffee Mug](#)

COME SEE OUR SHOWROOM!

11780 N. HWY 99,
Lodi CA 95220

PRODUCT SPOTLIGHT

The Hornet's Nest Drain Inlet Filter is a unique, under-grate storm drain filter, perfect for locations looking for basic drain protection with a clean appearance. The oversized base allows the filter to be used with many different sizes and shapes of drain inlets. Simply insert the filter, replace the grate, and trim the excess material for a custom fit and clean appearance. The yellow webbing secures the filter to the grate and doubles as lifting straps allowing for quick and easy removal of the filter and grate. The sediment collection cone has four overflow portals to ease congestion during heavy storm events.

Product Specifications:

- Material: 8-ounce non-woven geotextile
- Strapping: Weather resistant 2" polypropylene webbing
- Flow Rate: 90 GPM/foot
- Dimensions: 48" x 36"



Only \$49.50
(bag only)

\$66.00
(with oil pillow)



BMP Outlet is a supply house for affordable erosion control products, drain inlet protection, sorbents, spill containment, and field instruments.

We have a large inventory of many different types of product, and can order whatever you need for your project.

Elima-Drip Pads

Eliminate drips underneath your vehicles and equipment with Elima-Drip drip containment pads. Elima-Drip pads are weighted absorbent pouches contained in heavy-duty vinyl sleeves, which protect the spill pads from accidental movement. The 50"x20" pad is capable of containing up to 50 ounces of oil, and the 30"x20" pad can contain up to 29 ounces. Best of all, these pads are reusable! Simply replace the pouch inside the vinyl sleeve.

Product Specifications:

Outside Material: Heavy-duty vinyl sleeve

Spill Containment Media: Absorbent pads

Dimensions: 50"x20" or 30"x20"



\$48.00
(30"x20")

\$58.00
(50"x20")



Check out our website!

shop.bmpoutlet.com

BMP Outlet • sales@bmpoutlet.com • (916) 918-0408

Rain Event Action Plan (REAP)

Date:	WDID Number:	
Date Rain Predicted to Occur:	Predicted % chance of rain:	
Site Information:		
Site Name, City and Zip Code		Project Risk Level: <input type="checkbox"/> Risk Level 2 <input type="checkbox"/> Risk Level 3
Site Stormwater Manager Information:		
Name, Company, Emergency Phone Number (24/7)		
Erosion and Sediment Control Contractor – Labor Force contracted for the site:		
Name, Company, Emergency Phone Number (24/7)		
Stormwater Sampling Agent:		
Name, Company, Emergency Phone Number (24/7)		
Current Phase of Construction		
<i>Check ALL the boxes below that apply to your site.</i>		
<input type="checkbox"/> Grading and Land Development	<input type="checkbox"/> Vertical Construction	<input type="checkbox"/> Inactive Site
<input type="checkbox"/> Streets and Utilities	<input type="checkbox"/> Final Landscaping and Site Stabilization	<input type="checkbox"/> Other:
Activities Associated with Current Phase(s)		
<i>Check ALL the boxes below that apply to your site (some apply to all Phases).</i>		
<u>Grading and Land Development:</u>		
<input type="checkbox"/> Demolition	<input type="checkbox"/> Vegetation Removal	<input type="checkbox"/> Vegetation Salvage-Harvest
<input type="checkbox"/> Rough Grade	<input type="checkbox"/> Finish Grade	<input type="checkbox"/> Blasting
<input type="checkbox"/> Soil Amendment(s):	<input type="checkbox"/> Excavation (_____ ft)	<input type="checkbox"/> Soils Testing
<input type="checkbox"/> Rock Crushing	<input type="checkbox"/> Erosion and Sediment Control	<input type="checkbox"/> Surveying
<input type="checkbox"/> Equip. Maintenance/Fueling	<input type="checkbox"/> Material Delivery and Storage	<input type="checkbox"/> Other:
<u>Streets and Utilities:</u>		
<input type="checkbox"/> Finish Grade	<input type="checkbox"/> Utility Install: water-sewer-gas	<input type="checkbox"/> Paving Operations
<input type="checkbox"/> Equip. Maintenance/Fueling	<input type="checkbox"/> Storm Drain Installation	<input type="checkbox"/> Material Delivery & Storage
<input type="checkbox"/> Curb and Gutter/Concrete Pour	<input type="checkbox"/> Masonry	<input type="checkbox"/> Other:
<u>Vertical Construction:</u>		
<input type="checkbox"/> Framing	<input type="checkbox"/> Carpentry	<input type="checkbox"/> Concrete/Forms/Foundation
<input type="checkbox"/> Masonry	<input type="checkbox"/> Electrical	<input type="checkbox"/> Painting
<input type="checkbox"/> Drywall/Interior Walls	<input type="checkbox"/> Plumbing	<input type="checkbox"/> Stucco
<input type="checkbox"/> Equip. Maintenance/Fueling	<input type="checkbox"/> HVAC	<input type="checkbox"/> Tile
<input type="checkbox"/> Exterior Siding	<input type="checkbox"/> Insulation	<input type="checkbox"/> Landscaping & Irrigation
<input type="checkbox"/> Flooring	<input type="checkbox"/> Roofing	<input type="checkbox"/> Other:
<u>Final Landscaping & Site Stabilization:</u>		
<input type="checkbox"/> Stabilization	<input type="checkbox"/> Vegetation Establishment	<input type="checkbox"/> E&S Control BMP Removal
<input type="checkbox"/> Finish Grade	<input type="checkbox"/> Storage Yard/ Material Removal	<input type="checkbox"/> Landscape Installation
<input type="checkbox"/> Painting and Touch-Up	<input type="checkbox"/> Irrigation System Testing	<input type="checkbox"/> Other:
<input type="checkbox"/> Drainage Inlet Stencils	<input type="checkbox"/> Inlet Filtration	<input type="checkbox"/> Perm. Water Quality Ponds
<input type="checkbox"/> Other:	<input type="checkbox"/> Other:	<input type="checkbox"/> Other:
<u>Inactive Construction Site:</u>		
<input type="checkbox"/> E & S Control Device Installation	<input type="checkbox"/> Routine Site Inspection	<input type="checkbox"/> Trash Removal
<input type="checkbox"/> E & S Control Device Maintenance	<input type="checkbox"/> Street Sweeping	<input type="checkbox"/> Other:

Rain Event Action Plan (REAP)

Date:		WDID Number:	
Trades Active on Site during Current Phase(s)			
<i>Check ALL the boxes below that apply to your site</i>			
<input type="checkbox"/> Storm Drain Improvement	<input type="checkbox"/> Grading Contractor	<input type="checkbox"/> Surveyor- Soil Technician	
<input type="checkbox"/> Street Improvements	<input type="checkbox"/> Water Pipe Installation	<input type="checkbox"/> Sanitary Station Provider	
<input type="checkbox"/> Material Delivery	<input type="checkbox"/> Sewer Pipe Installation	<input type="checkbox"/> Electrical	
<input type="checkbox"/> Trenching	<input type="checkbox"/> Gas Pipe Installation	<input type="checkbox"/> Carpentry	
<input type="checkbox"/> Concrete Pouring	<input type="checkbox"/> Electrical Installation	<input type="checkbox"/> Plumbing	
<input type="checkbox"/> Foundation	<input type="checkbox"/> Communication Installation	<input type="checkbox"/> Masonry	
<input type="checkbox"/> Demolition	<input type="checkbox"/> Erosion and Sediment Control	<input type="checkbox"/> Water, Sewer, Electric Utilities	
<input type="checkbox"/> Material Delivery	<input type="checkbox"/> Equipment Fueling/Maintenance	<input type="checkbox"/> Rock Products	
<input type="checkbox"/> Tile Work- Flooring	<input type="checkbox"/> Utilities, e.g., Sewer, Electric	<input type="checkbox"/> Painters	
<input type="checkbox"/> Drywall	<input type="checkbox"/> Roofers	<input type="checkbox"/> Carpenters	
<input type="checkbox"/> HVAC installers	<input type="checkbox"/> Stucco	<input type="checkbox"/> Pest Control: e.g., termite prevention	
<input type="checkbox"/> Exterior Siding	<input type="checkbox"/> Masons	<input type="checkbox"/> Water Feature Installation	
<input type="checkbox"/> Insulation	<input type="checkbox"/> Landscapers	<input type="checkbox"/> Utility Line Testers	
<input type="checkbox"/> Fireproofing	<input type="checkbox"/> Riggers	<input type="checkbox"/> Irrigation System Installation	
<input type="checkbox"/> Steel Systems	<input type="checkbox"/> Utility Line Testers	<input type="checkbox"/> Other:	
Trade Contractor Information Provided			
<i>Check ALL the boxes below that apply to your site.</i>			
<input type="checkbox"/> Educational Material Handout	<input type="checkbox"/> Tailgate Meetings	<input type="checkbox"/> Training Workshop	
<input type="checkbox"/> Contractual Language	<input type="checkbox"/> Fines and Penalties	<input type="checkbox"/> Signage	
<input type="checkbox"/> Other:	<input type="checkbox"/> Other:	<input type="checkbox"/> Other:	

Continued on next page.

Rain Event Action Plan (REAP)

Date of REAP

WDID Number:

Date Rain Predicted to Occur:

Predicted % chance of rain:

Predicted Rain Event Triggered Actions

Below is a list of suggested actions and items to review for this project. Each active Trade should check all material storage areas, stockpiles, waste management areas, vehicle and equipment storage and maintenance, areas of active soil disturbance, and areas of active work to ensure the proper implementation of BMPs. Project-wide BMPs should be checked and cross-referenced to the BMP progress map.

Trade or Activity	Suggested action(s) to perform / item(s) to review prior to rain event
<input type="checkbox"/> Information & Scheduling	<input type="checkbox"/> Inform trade supervisors of predicted rain <input type="checkbox"/> Check scheduled activities and reschedule as needed <input type="checkbox"/> Alert erosion/sediment control provider <input type="checkbox"/> Alert sample collection contractor (if applicable) <input type="checkbox"/> Schedule staff for extended rain inspections (including weekends & holidays) <input type="checkbox"/> Check Erosion and Sediment Control (ESC) material stock <input type="checkbox"/> Review BMP progress map <input type="checkbox"/> Other: _____ <input type="checkbox"/> _____ <input type="checkbox"/> _____
<input type="checkbox"/> Material storage areas	<input type="checkbox"/> Material under cover or in sheds (ex: treated woods and metals) <input type="checkbox"/> Perimeter control around stockpiles <input type="checkbox"/> Other: _____ <input type="checkbox"/> _____ <input type="checkbox"/> _____
<input type="checkbox"/> Waste management areas	<input type="checkbox"/> Dumpsters closed <input type="checkbox"/> Drain holes plugged <input type="checkbox"/> Recycling bins covered <input type="checkbox"/> Sanitary stations bermed and protected from tipping <input type="checkbox"/> Other: _____ <input type="checkbox"/> _____ <input type="checkbox"/> _____
<input type="checkbox"/> Trade operations	<input type="checkbox"/> Exterior operations shut down for event (e.g., no concrete pours or paving) <input type="checkbox"/> Soil treatments (e.g., fertilizer) ceased within 24 hours of event <input type="checkbox"/> Materials and equipment (ex: tools) properly stored and covered <input type="checkbox"/> Waste and debris disposed in covered dumpsters or removed from site <input type="checkbox"/> Trenches and excavations protected <input type="checkbox"/> Perimeter controls around disturbed areas <input type="checkbox"/> Fueling and repair areas covered and bermed <input type="checkbox"/> Other: _____ <input type="checkbox"/> _____ <input type="checkbox"/> _____
<input type="checkbox"/> Site ESC BMPs	<input type="checkbox"/> Adequate capacity in sediment basins and traps <input type="checkbox"/> Site perimeter controls in place <input type="checkbox"/> Catch basin and drop inlet protection in place and cleaned <input type="checkbox"/> Temporary erosion controls deployed <input type="checkbox"/> Temporary perimeter controls deployed around disturbed areas and stockpiles <input type="checkbox"/> Roads swept; site ingress and egress points stabilized <input type="checkbox"/> Other: _____ <input type="checkbox"/> _____ <input type="checkbox"/> _____
<input type="checkbox"/> Concrete rinse out area	<input type="checkbox"/> Adequate capacity for rain <input type="checkbox"/> Wash-out bins covered <input type="checkbox"/> Other: _____ <input type="checkbox"/> _____ <input type="checkbox"/> _____
<input type="checkbox"/> Spill and drips	<input type="checkbox"/> All incident spills and drips, including paint, stucco, fuel, and oil cleaned <input type="checkbox"/> Drip pans emptied <input type="checkbox"/> Other: _____ <input type="checkbox"/> _____ <input type="checkbox"/> _____

ARE YOU FOLLOWING US ON SOCIAL MEDIA?



FIND US ON FACEBOOK OR INSTAGRAM

FACEBOOK:
[@WGRSOUTHWESTINC](https://www.facebook.com/WGRSouthWestInc)

INSTAGRAM:
[@WGR_SW](https://www.instagram.com/WGR_SW)

**RSS 13-1.01D REQUIRES ALL WPCMS, ALTERNATES,
AND ASSISTANTS TO COMPLETE THIS COURSE.**

CALTRANS 8-HOUR WPCM TRAINING

“This is one of the
best training
classes I have
ever taken.”



**Robin Tully, President,
Tully Consulting Group**

- ▲ At your office
- ▲ On weekends
- ▲ Affordable
- ▲ Engaging



Book your class today by emailing
deanna.arrigo@gmail.com or
calling 916-205-4028

**David Korfas CPESC, CGP ToR, QSD/P, QISP
Deanna Arrigo, PE, QSD, CMIT**